

**MANGALDAI COLLEGE, MANGALDAI**  
**FEEDBACK COMMITTEE REPORT**  
**SESSION 2020-21**

**FEEDBACK REPORT**

**2020-21**



**Prepared By Feedback Committee**

**I.Q.A.C. Mangaldai College**

**2020-21**

**MANGALDAI COLLEGE, MANGALDAI**  
**FEEDBACK COMMITTEE REPORT**  
**SESSION 2020-21**

---

**STUDENT FEEDBACK ON**  
**CURRICULUM AND ITS**  
**TRANSACTIONS**  
**(2020-21)**

**MANGALDAI COLLEGE, MANGALDAI**  
**FEEDBACK COMMITTEE REPORT**  
**SESSION 2020-21**

**Category: 1: STUDENT’S FEEDBACK**

Mode of feedback collection: Offline  
 Total number of responder: 682  
 Total number questions attempted: 17  
 Screenshot of feedback form:

*STUDENT SATISFACTION SURVEY*  
*MANGALDAI COLLEGE*  
*I.Q.A.C.*

---

1. Considering your *complete* experience with the college, how likely would you be to recommend it to a friend or colleague? 1 = Very Unlikely to 5 = Very Likely

1    2    3    4    5

2. How would you rate your satisfaction with the college on these following parameters? (*Please mark ✓ as per your assessment.*)

	Ratings	Not Satisfied	Average	Satisfied	Very Satisfied
a.	Course Offered:	<input type="checkbox"/>	<input type="checkbox"/>	<input type="checkbox"/>	<input type="checkbox"/>
b.	Quality of Teaching	<input type="checkbox"/>	<input type="checkbox"/>	<input type="checkbox"/>	<input type="checkbox"/>
c.	Knowledge of Teachers	<input type="checkbox"/>	<input type="checkbox"/>	<input type="checkbox"/>	<input type="checkbox"/>
d.	Evaluation Methods	<input type="checkbox"/>	<input type="checkbox"/>	<input type="checkbox"/>	<input type="checkbox"/>
e.	Teaching aids	<input type="checkbox"/>	<input type="checkbox"/>	<input type="checkbox"/>	<input type="checkbox"/>
f.	Campus Safety	<input type="checkbox"/>	<input type="checkbox"/>	<input type="checkbox"/>	<input type="checkbox"/>
g.	Cleanliness of campus	<input type="checkbox"/>	<input type="checkbox"/>	<input type="checkbox"/>	<input type="checkbox"/>
h.	Infrastructure	<input type="checkbox"/>	<input type="checkbox"/>	<input type="checkbox"/>	<input type="checkbox"/>
i.	Library facility	<input type="checkbox"/>	<input type="checkbox"/>	<input type="checkbox"/>	<input type="checkbox"/>
j.	Admission process	<input type="checkbox"/>	<input type="checkbox"/>	<input type="checkbox"/>	<input type="checkbox"/>
k.	Academic advice from college	<input type="checkbox"/>	<input type="checkbox"/>	<input type="checkbox"/>	<input type="checkbox"/>
l.	Extracurricular activity	<input type="checkbox"/>	<input type="checkbox"/>	<input type="checkbox"/>	<input type="checkbox"/>
m.	Service facilities (Gym, etc.)	<input type="checkbox"/>	<input type="checkbox"/>	<input type="checkbox"/>	<input type="checkbox"/>
n.	Staff behavior	<input type="checkbox"/>	<input type="checkbox"/>	<input type="checkbox"/>	<input type="checkbox"/>
o.	Campus maintenance	<input type="checkbox"/>	<input type="checkbox"/>	<input type="checkbox"/>	<input type="checkbox"/>

3. Overall rating of the college : 0 = Very Poor 1 = Poor 2= Satisfied 3= Very satisfied 4 = Excellent

0    1    2    3    4

4. Any other comment

**MANGALDAI COLLEGE, MANGALDAI**  
**FEEDBACK COMMITTEE REPORT**  
**SESSION 2020-21**

**Tabular Analysis of Students Feedback Response:**

1. How likely would you be to recommend the college to a friend or colleague (Rate 1 to 5 , 1 = Unlikely 5 = Most Likely)					
1= Unlikely	2= Average	3= Likely	4 = Most Likely	5= Always	Total Responder & Total %
35	49	98	315	185	682
5.13	7.18	14.37	46.19	27.13	100

**The total percentage of rating 3 (Likely) + 4 (Most likely) + 5 (Always) = 87.69 %**  
**Scale of opinion of feedback 1 is found to be at rank A = (100- 80)**

2. How would you rate your satisfaction with the college on these following parameters					
Parameters	Not Satisfied %	% Average	% Satisfied	% Very Satisfied	Total %
a) Course Offered	1.47	9.09	31.52	57.92	100.00
b) Quality of Teaching	1.17	2.20	41.06	55.57	100.00
c) Knowledge of Teachers	1.76	7.04	50.59	40.62	100.00
d) Evaluation Methods	2.20	5.13	47.07	45.60	100.00
e) Teaching aids	5.13	7.18	46.19	41.50	100.00
f) Campus Safety	4.25	18.04	41.64	36.07	100.00
g) Cleanliness of campus	0.15	2.20	62.32	35.34	100.00
h) Infrastructure	1.32	2.20	50.29	46.19	100.00
i) Library facility	0.59	2.79	71.41	25.22	100.00
j) Admission process	2.79	9.53	51.76	35.92	100.00
k) Academic advice from college	0.88	7.92	32.84	58.36	100.00
l) Extracurricular activity	3.52	7.18	57.92	31.38	100.00
m) Service facilities (Gym, etc.)	0.29	1.91	55.57	42.23	100.00
n) Staff behavior	2.35	5.72	66.13	25.81	100.00
o) Campus maintenance	1.76	8.36	52.79	37.10	100.00

**MANGALDAI COLLEGE, MANGALDAI**  
**FEEDBACK COMMITTEE REPORT**  
**SESSION 2020-21**

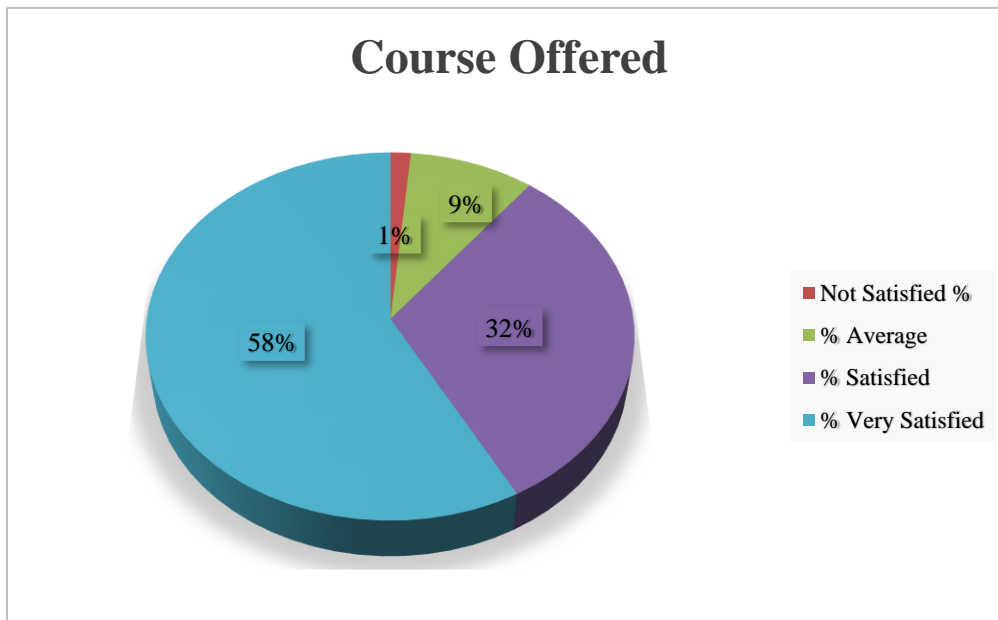
**The average percentage of rating (Satisfied + Very Satisfied / 15) = 91.59%**

Scale of opinion of feedback 1 is found to be at rank A = (100- 80)

3. Overall rating of the college	0 = Very Poor	1 = Poor	2= Satisfied	3= Very satisfied	4 = Excellent
<b>Total Responder</b>	15	24	197	284	162
<b>Percentage of Satisfaction Level</b>	2.20	3.52	28.89	41.64	23.75

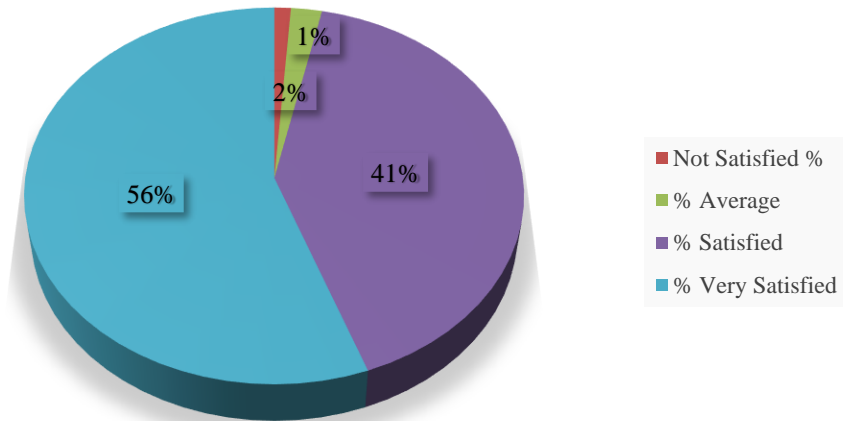
**The total percentage of rating 2 (Satisfied) + 3 (Very Satisfied) + 5 (Excellent) = 94.28%**

Scale of opinion of feedback 1 is found to be at rank A = (100- 80)

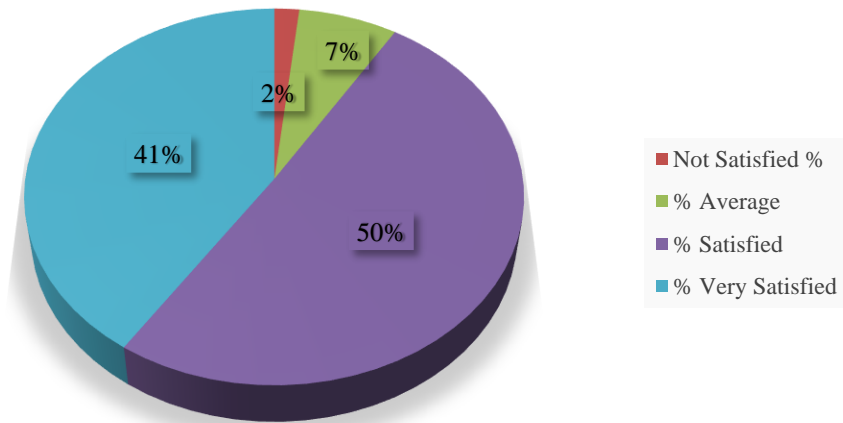


**MANGALDAI COLLEGE, MANGALDAI**  
**FEEDBACK COMMITTEE REPORT**  
**SESSION 2020-21**

**Quality of Teaching**



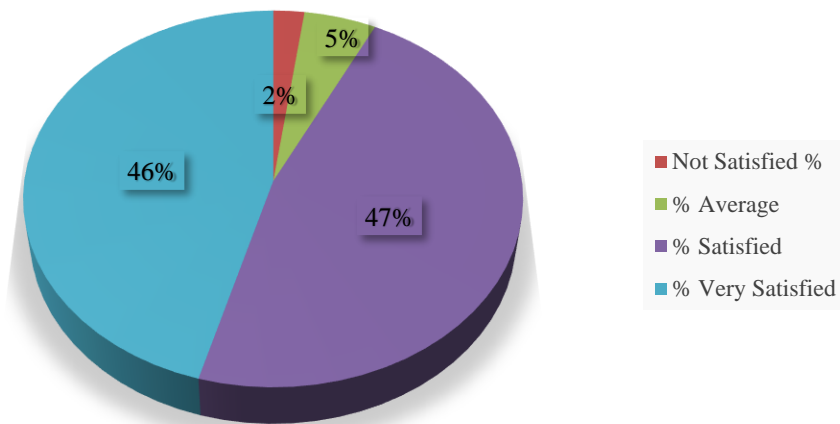
**Knowledge of Teachers**



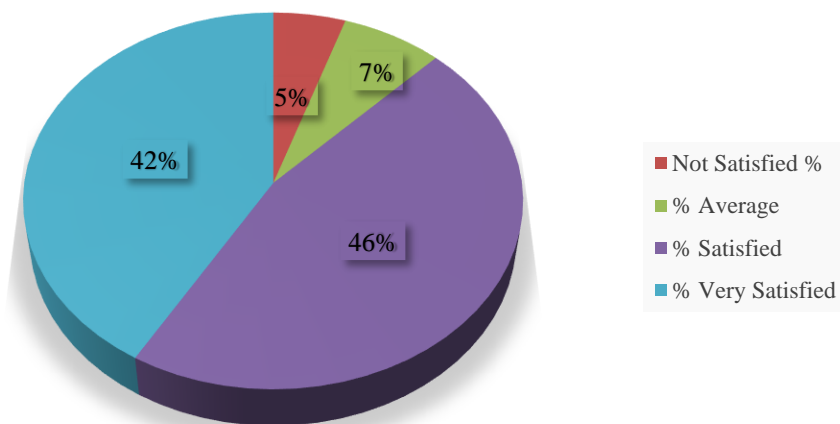
**MANGALDAI COLLEGE, MANGALDAI**  
**FEEDBACK COMMITTEE REPORT**  
**SESSION 2020-21**

---

**Evaluation Methods**



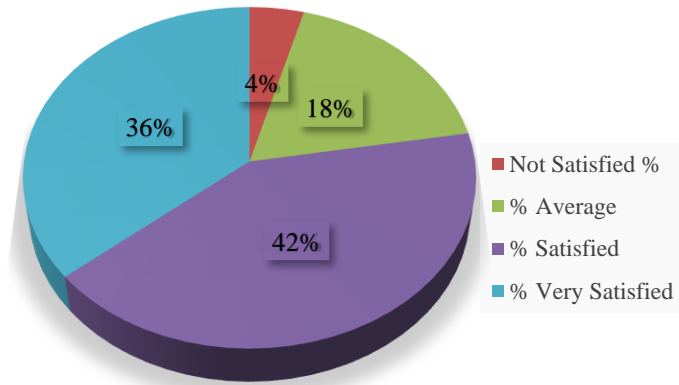
**Teaching aids**



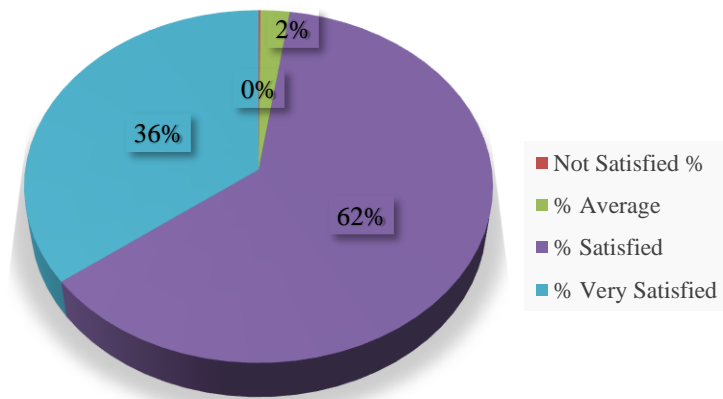
**MANGALDAI COLLEGE, MANGALDAI**  
**FEEDBACK COMMITTEE REPORT**  
**SESSION 2020-21**

---

**Campus Safety**



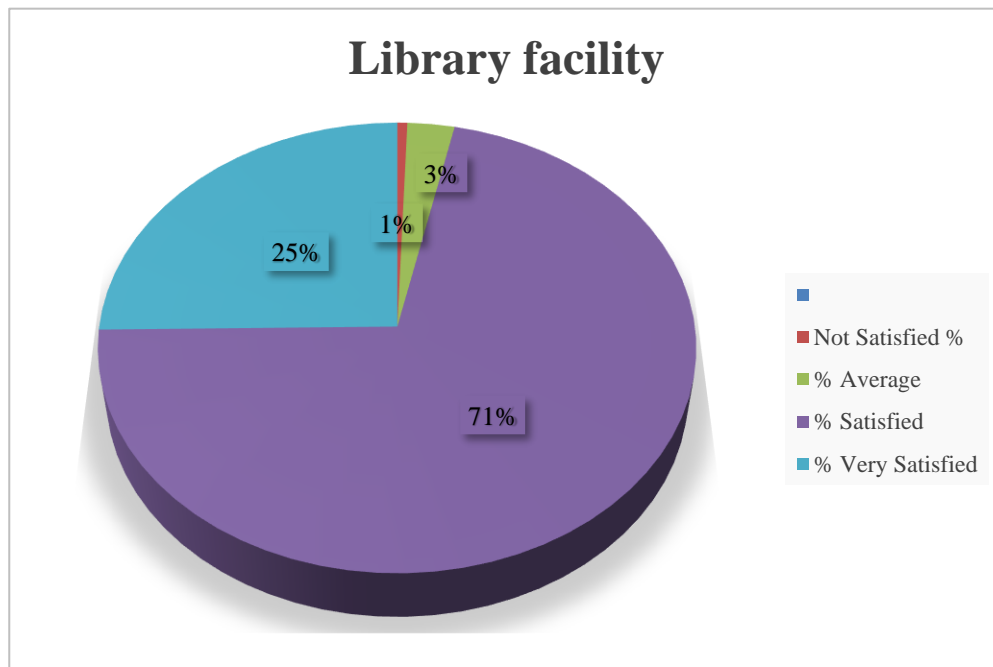
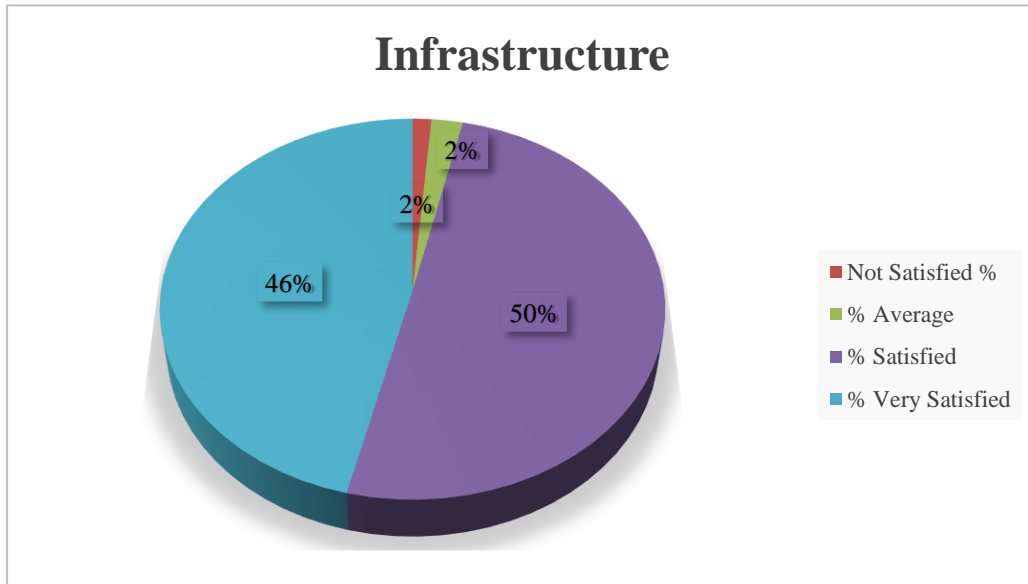
**Cleanliness of campus**





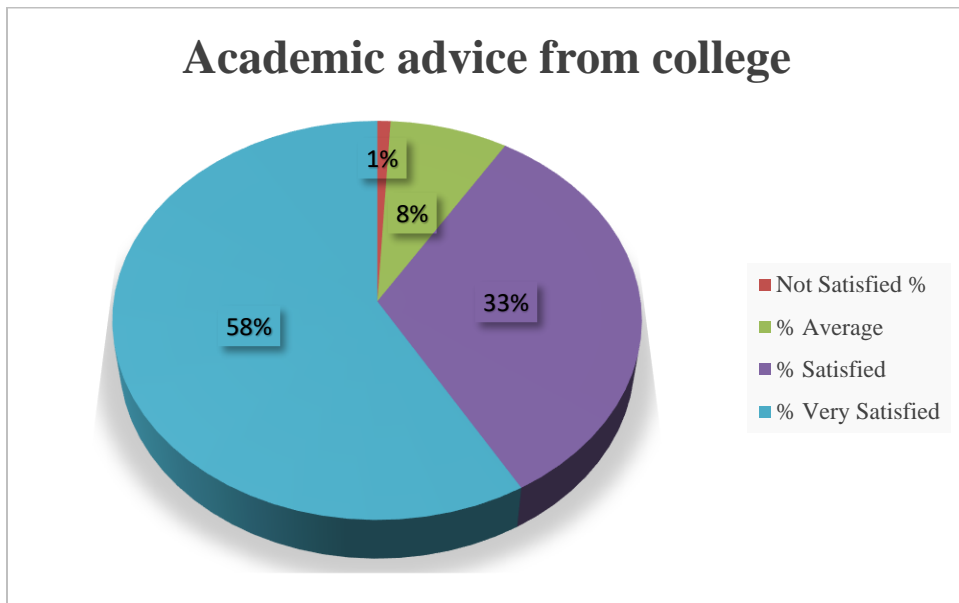
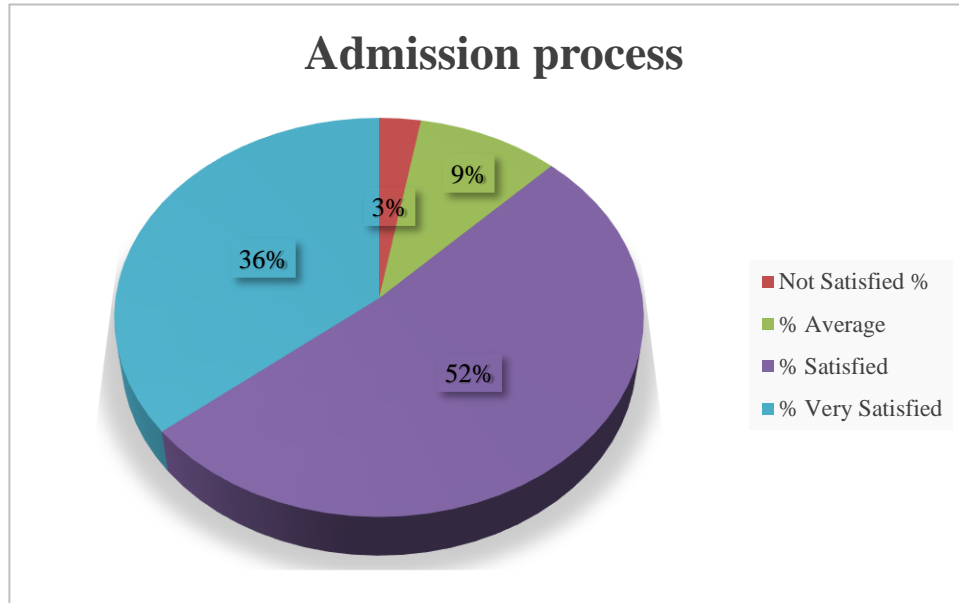
**MANGALDAI COLLEGE, MANGALDAI**  
**FEEDBACK COMMITTEE REPORT**  
**SESSION 2020-21**

---



**MANGALDAI COLLEGE, MANGALDAI**  
**FEEDBACK COMMITTEE REPORT**  
**SESSION 2020-21**

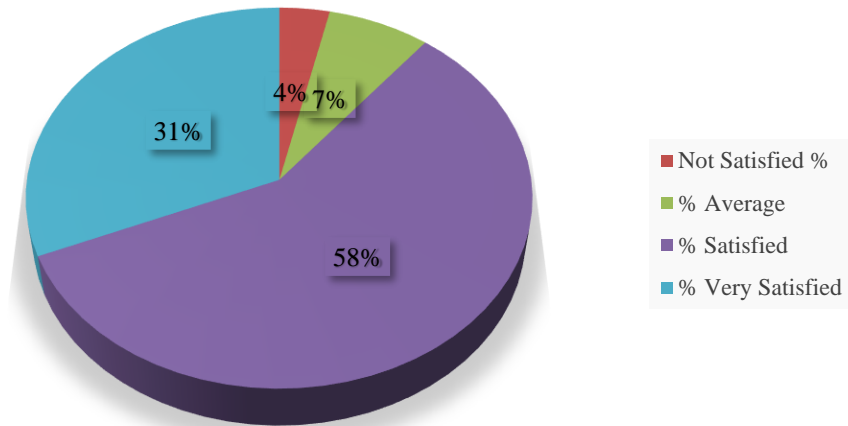
---



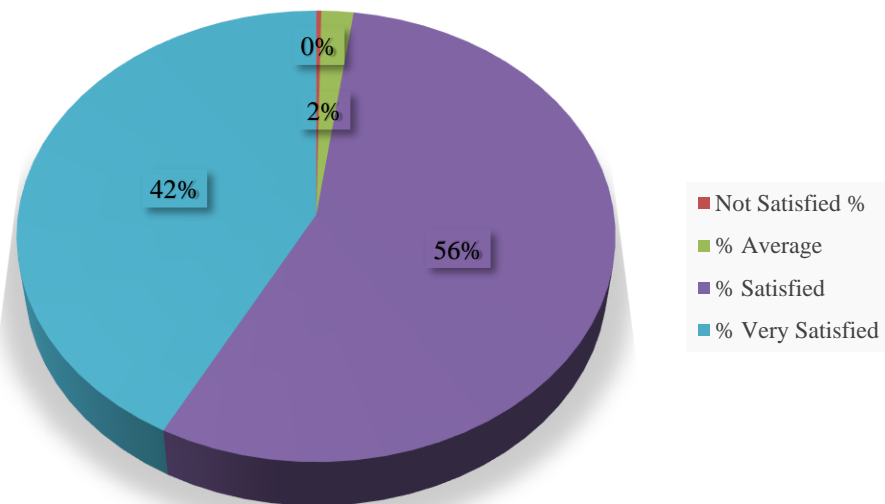
**MANGALDAI COLLEGE, MANGALDAI**  
**FEEDBACK COMMITTEE REPORT**  
**SESSION 2020-21**

---

**Extracurricular activity**

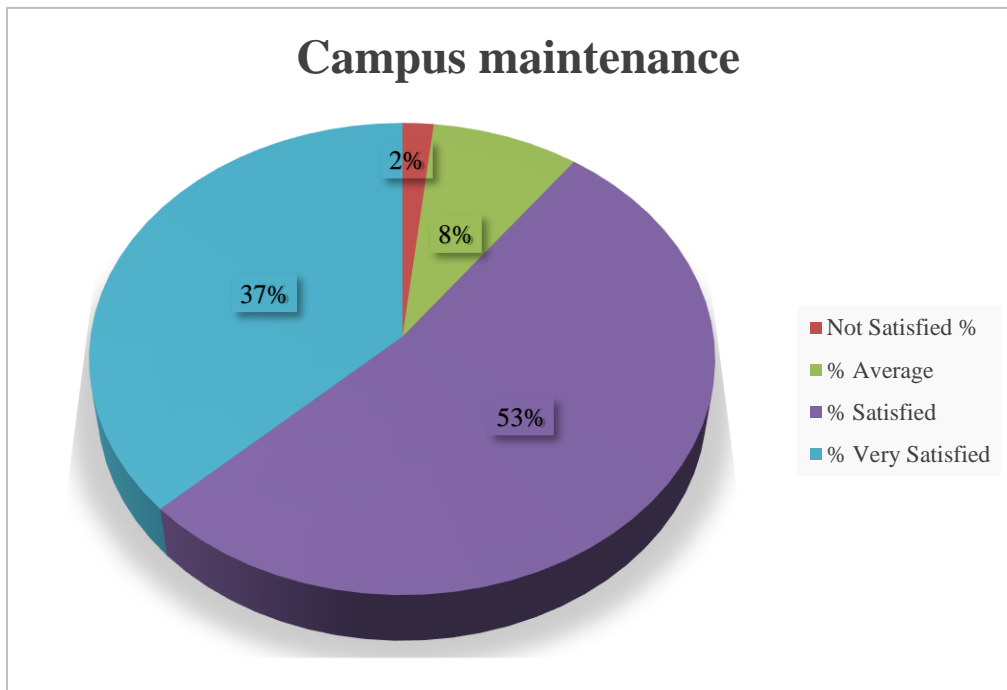
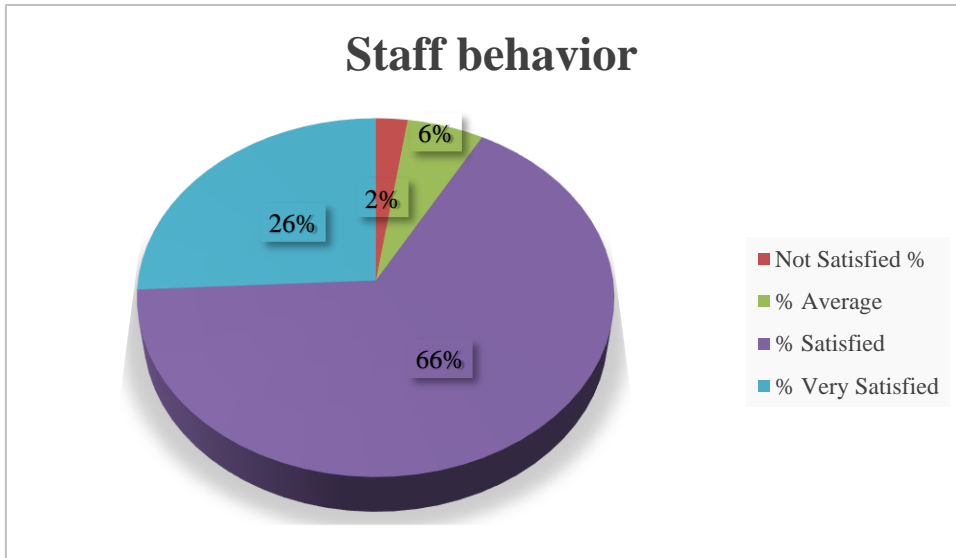


**Service facilities (Gym, etc.)**



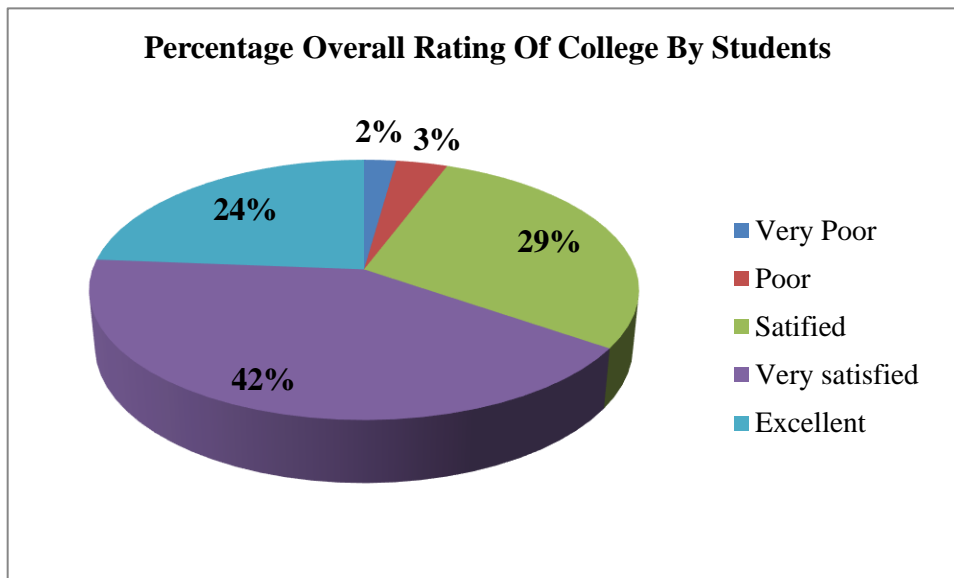
**MANGALDAI COLLEGE, MANGALDAI**  
**FEEDBACK COMMITTEE REPORT**  
**SESSION 2020-21**

---



**MANGALDAI COLLEGE, MANGALDAI**  
**FEEDBACK COMMITTEE REPORT**  
**SESSION 2020-21**

---



Percentage of overall rating of the college by students

The following are the observations from student's feedback:

1. Extracurricular activities should promote in the college for overall growth of the students
2. The students are satisfied with the course offered in the college. 89.44 % of students are satisfied with the course offered by the college.
3. Library facility should be enhancing with digital facilities.
4. ICT tools should be used by the teacher as much as possible.
5. Behaviors of office staff towards the students should be more polite and supportive.
6. More academic advice for competitive and entrance examinations is needed by the students.